

You can ask questions anytime by email ... [email us](#)

Mikuni carburetor jets.

Mikuni Main Jets.

4/042 Large Hex

Fits Needle Jets 159, 166, 176, 183, 188, 192, 193, 205, 211, 224.

Sizes #50 - #200 available in increments of 5, and #200 - #500 in increments of 10,
and #500 - #720 in increments of 20.



M10/14 Small Hex **WE DO NOT STOCK THESE.**

Sizes #50-#200 are made in increments of 5.



N100/604 Large Round (approx 8mm OD slotted head)

Fits Needle Jets 171, 188, 196. Available in sizes #50 - #180 in increments of 2.5,
and #180 to #210 in increments of 5..



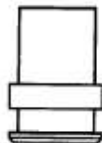
N102/221 Small Round (approx 6mm OD slotted head) Also used as Power Jets.

Fits Needle Jets 171, 188, 196. Available in sizes #50 - #200 in increments of 2.5.



N208.099 Press In Type **WE DO NOT STOCK THESE.**

Fits late model Ducati CV, Yamaha CV & YZF750. Made in sizes #110 - #140 in increments of 2.5.

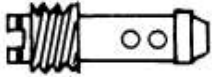


Mikuni Pilot Jets

VM22/210

Most Mikuni Carbs. Sizes #10 - #110.

Sizes #10 - #40 available in increments of 2.5, and sizes #40 - #110 in increments of 5.



VM28/213 WE DO NOT STOCK THESE.

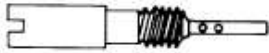
1972 Z-1 Mikuni Carb jet. Sizes #15 - #40.

Made in sizes #15 - #25 in increments of 2.5, and sizes #25 - #40 in increments of 5.

Drawing Not Available

VM28/486 (approx 28mm long overall)

1973-78 Z-1, GS750, RS36, RS38. Available in sizes #12.5 - #65 in increments of 2.5.



M28/1001 WE DO NOT STOCK THESE.

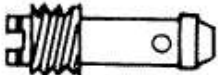
Suit 22mm Flange carb, 1000cc, 2 cycle, Banshee, RZ, Blaster, YSR50.

Made in sizes #15 - #65 in increments of 2.5.



BS30/96 (approx 13mm long overall)

OEM CV Carbs. Available in sizes #30 - #60 in increments of 2.5.



N151.067 (OEM)

OEM CV Carburetors, late model Suzuki and Triumph. Sizes #30 - #60 in increments of 2.5.

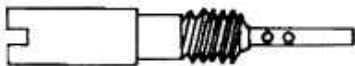


N224.103 (TMX36) (approx 28mm long)

OEM TMX36 on 1995 and up Yamaha YZ125's and 2000/2003 CR125 and CR250.

Available in sizes #35 - #40 in increments of 2.5, and sizes #45 - #65 in increments of 5.

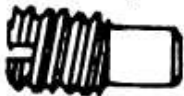
(Not a huge range of sizes are available in these, and we have successfully used the VM28/486 in their place.)



Mikuni Air Jets

BS30/97

26mm through 44mm Spigot Mount Carbs. Available in sizes #0.4 - #2.0 in 0.1 increments.



B42/55 (OEM CV) WE DO NOT STOCK THESE.

Pilot Air Jet and Main Air Jet OEM Suzuki Carbs. Made in sizes #70 - #300 in increments of 10.

Mikuni Starter Jet

Fits TM32 to TM38. Sizes 15, 20, 40, 60, 80, 100.

Go to [Mikuni parts listing](#) Go to [complete carb drawings](#) Go to [Technical Info](#) page